

Name and surname class.....

WORKSHEET 3

Activity 6

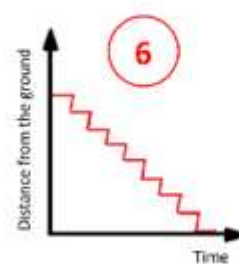
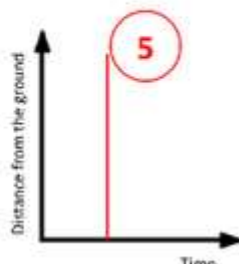
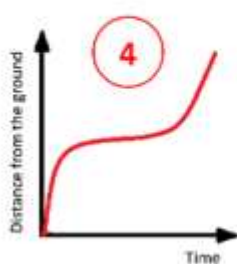
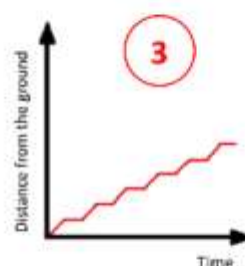
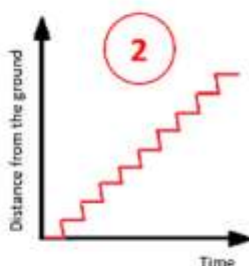
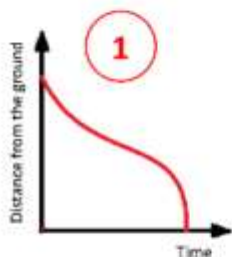
Activity 6a)

Read the task and **mark** your **answer** with a **✓**.

You may select more than one answer.

Task about stairs:

Imagine walking up the stairs at a uniform rate (picture beside).
Which graph best represents how your distance from the ground changes in time during this movement?



Your first answer – assumption:

.....
.....



This material is provided by the [EMPE Team](#), responsible institution: University of the National Education Commission in Krakow.

Unless otherwise noted, this work and its contents are licensed under This work is licensed under a Creative Commons Licence [CC BY-NC-SA 4.0](#) Excluded are funding logos and CC icons / module icons.

The European Commission's support for the production of this publication does not constitute an endorsement of the contents, which reflect the views only of the authors, and the Commission cannot be held responsible for any use which may be made of the information contained therein.

Activity 6b)

Redraw the graph obtained by the sensor:



Was your first assumption – your first answer – correct?

Underline the correct answer and then justify it.

YES / NO

Why?

.....



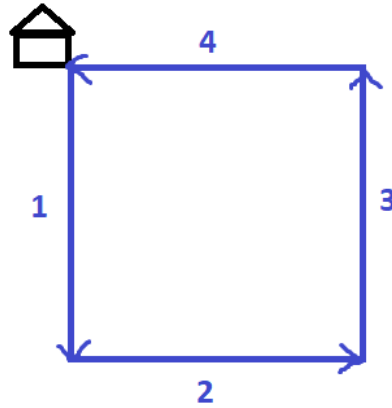
This material is provided by the [EMPE Team](#), responsible institution: University of the National Education Commission in Krakow.

Unless otherwise noted, this work and its contents are licensed under This work is licensed under a Creative Commons Licence [CC BY-NC-SA 4.0](#) Excluded are funding logos and CC icons / module icons.

The European Commission's support for the production of this publication does not constitute an endorsement of the contents, which reflect the views only of the authors, and the Commission cannot be held responsible for any use which may be made of the information contained therein.

Activity 7. Task about Mr Novak:

Mr Novak left his house and **walked around** his **square-shaped** property at a steady pace, as shown in the diagram:



Solve the following tasks.

- a) How **did** his **distance** from the house **change at each stage** of the walk?

Describe as accurately as you can.

Section 1.

.....

Section 2.

.....

Section 3.

.....

Section 4.

.....



This material is provided by the [EMPE Team](#), responsible institution: University of the National Education Commission in Krakow.

Unless otherwise noted, this work and its contents are licensed under This work is licensed under a Creative Commons Licence [CC BY-NC-SA 4.0](#) Excluded are funding logos and CC icons / module icons.

The European Commission's support for the production of this publication does not constitute an endorsement of the contents, which reflect the views only of the authors, and the Commission cannot be held responsible for any use which may be made of the information contained therein.

b) **Draw a graph** that illustrates, in your opinion, **Mr Novak's distance from his house during the time of the walk.**



c) **Design and conduct** an experiment illustrating Mr Novak's movement and **draw a graph** created using a sensor.



This material is provided by the [EMPE Team](#), responsible institution: University of the National Education Commission in Krakow.

Unless otherwise noted, this work and its contents are licensed under This work is licensed under a Creative Commons Licence [CC BY-NC-SA 4.0](#) Excluded are funding logos and CC icons / module icons.

The European Commission's support for the production of this publication does not constitute an endorsement of the contents, which reflect the views only of the authors, and the Commission cannot be held responsible for any use which may be made of the information contained therein.